

LUMINOUS

Tubular Inverter Battery

Model: NRGTS220

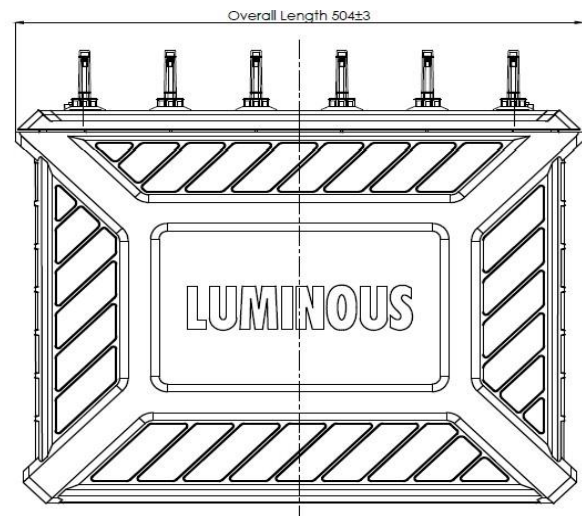
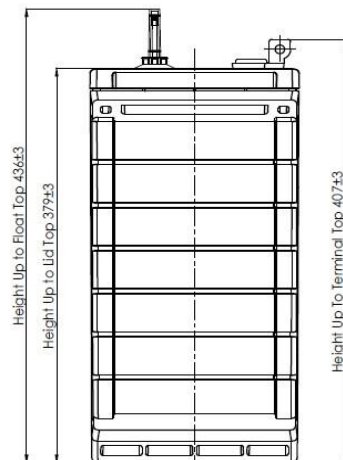
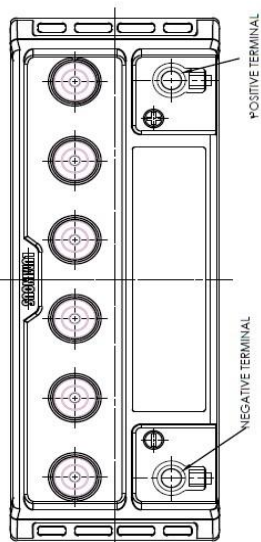
Built with superior plate design and high electrolyte volume, **LUMINOUS** inverter batteries deliver high performance in each cycle & are capable to deliver long cycle life. **LUMINOUS** range of inverter batteries promises uninterrupted supply of electric power for long hours, **LUMINOUS** inverter batteries are able to meet frequent deep discharges, ensure reliability over months, needs less maintenance, ensure minimum emission of gasses and no or minimum acid fumes.



MODEL:	NRGTS220
SAP CODE:	NA
BATTERY:	FLOODED TUBULAR
VOLTAGE:	12V
DIMENSIONS:	Millimeter
COLOR:	Steel Blue (Case and Cover)
MATERIAL:	Polypropylene

FEATURES	ADVANTAGES
PLATE TECHNOLOGY	High performance positive plates made with Advanced Automatic wet filling process to ensure high surface area & consistent paste density throughout the plates. Spines made with Special alloy composition & HADI high pressure die casting machines to ensure defect free Casting with high corrosion resistance.
EXTRA ELECTROLYTE	Extra Tall containers to store 30% more electrolyte to ensure less frequent water topping
HIGH GRADE IMPORTED SEPARATOR	Less electrical resistance, High oxidation resistance, high porosity, High charging efficiency.
CERAMIC WATER LEVEL MANAGEMENT	Optimally porous ceramic level indicator suppresses water loss & promote safety along with cleanliness reducing water topping frequency.
ENVIRONMENT FRIENDLY & SAFE	Environment friendly and safer as it emits less fumes and absolutely low maintenance.

BATTERY DIMENSIONS:



LUMINOUS

TECHNICAL SPECIFICATION								
Model Nomenclature	Voltage	Capacity @ C20	Battery Overall Dimensions (± 3 mm)				Battery weight (±5%)	Battery packed weight (±5%)
NRGTS220	12V	220Ah	Length	Width	Height upto terminal	Overall Height	62 Kg	63.8 Kg
			504	186	407	436		

CAPACITY AMP-HOURS (Ah)				INTERNAL RESISTANCE
20Hr	10Hr		5Hr	6.1 (mΩ)
220	185		154	

** All data based on stabilized battery capacity on new battery, under controlled laboratory test conditions

CHARGING INSTRUCTIONS			
BOOST / BULK CHARGING (Amp)		TRICKLE MODE CHARGING (milli Amp)	
STARTING RATE	FINISHING RATE	MINIMUM	MAXIMUM
22.2	11.1	185	739

CONSTANT POWER DISCHARGE PERFORMANCE**				
MAXIMUM BACKUP DURATION (HH:MM)				
500W	400W	300W	200W	100W
04:30	05:55	08:10	13:10	28:50

** All test data based on stabilized battery capacity on new battery, under controlled laboratory test conditions

CHARGE CHARACTERISTICS (27°C)	
Cycle Use (BOOST / BULK)	Standby Use (Float)
14.40 – 15.0V (-40mV/°C), Maximum Current 33A	13.60 - 13.80V (-20mV/°C)

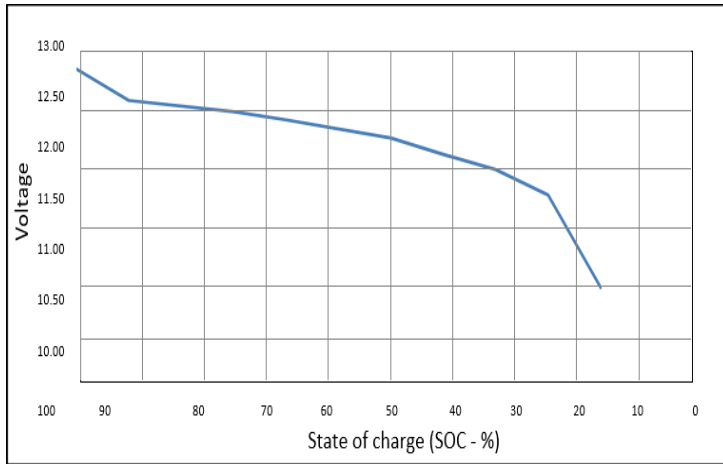
*Battery to be recharged in CV mode only

CHARGING TEMPERATURE COMPENSATION	
ADD	SUBTRACT
0.005 Volt per cell for every 1°C below 25°C 0.0028 Volt per cell for every 1°F below 77°F	0.005 Volt per cell for every 1°C above 25°C 0.0028 Volt per cell for every 1°F above 77°F

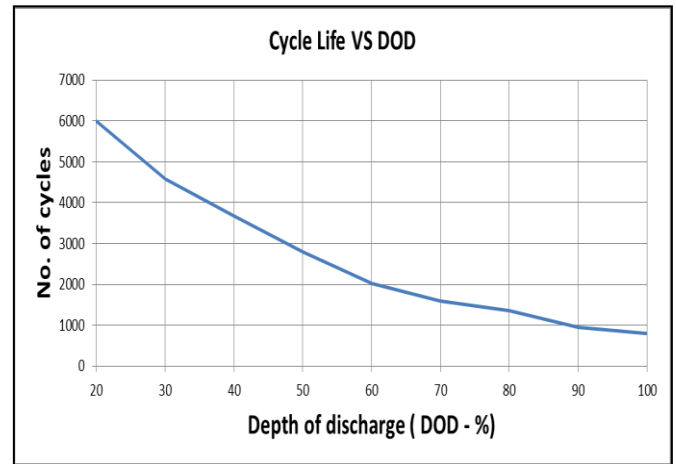
OPERATIONAL DATA			
OPERATING TEMPERATURE		SELF DISCHARGE	
-4°F to 113°F (-20°C to +45°C). At temperatures below 32°F (0°C) maintain a state of charge greater than 60%.		Less than 3% per month at 20°C temperature conditions.	
Rated Capacity at ambient temperature	As per formula: $C_t = C_{27} \{1 + 0.0043(t - 27)\}$	Self-Discharge	Conforms to IS13369-1992

LUMINOUS

STATE OF CHARGE CHARACTERISTICS



TYPICAL DOD Vs LIFE CYCLE



Dimensions are based on nominal size. For tolerances refer above the table

Disclaimer: Specifications may change due to continual improvement and change in product design.

Contact us:-

Luminous Power Technologies Pvt. Ltd.

Plot No. 150, Sector 44, Gurgaon, Haryana – 122003 (India)

Website: www.luminous-global.com